



# Camshelving® Elements Series

## Stationary Starter & Add-On Units 4 or 5 Vented Shelves

HEIGHT	DEPTHS	LENGTHS	
1	3	8	
84"	18"	24"	48"
	21"	30"	54"
	24"	36"	60"
		42"	72"

- Starter Units include:**  
2 factory assembled post kits, 8 or 10 stationary shelf traverses, stationary traverse dovetails and shelf plates.
- Add-On Units include:**  
1 factory assembled post kit, 8 or 10 stationary shelf traverses, stationary traverse dovetails and shelf plates.

All units ship complete in 1 box.



### Features & Benefits

- Designed to easily support the performance demands of a busy foodservice operation with medium to heavy storage needs.
- Use in walk-in coolers, freezers, dry storage, warewashing areas, loading docks or front of the house. Withstands storage temperatures -36° to 190°F (-38° to 88°C). Impervious to moisture, chemicals, salt, food acids and humidity.
- Posts and traverses are made of a revolutionary, extremely strong composite material with a smooth, easy to clean surface. Stronger than common wire shelving and lighter in weight than Camshelving Premium Series. Traverse dovetails are separate from the posts and attach easily to secure the shelf traverses.
- Smooth polypropylene shelf plates contain Camguard, an antimicrobial technology that inhibits the growth of mold, fungus and bacteria that may cause odors, stains and product degradation.
- Shelving Units interconnect in straight lines with shared posts. Uniquely engineered Post Connectors offer exceptional cross stabilization. Weight bearing is uncompromised and space is maximized. No add-on clips or "S" hooks required.
- Use corner connectors to add shelves in corners or to install intermediate shelves between 2 starter units. Unique patented design ensures maximum space utilization.
- Posts and traverses wipe clean. Traverses and shelf plates remove easily for cleaning.
- Shelf traverses can be removed and adjusted at 4" (10.2 cm) increments.
- Sturdy reinforced nylon foot adjusts easily to level units.
- Requires some assembly with minimal parts. Use a rubber mallet only.
- Lifetime warranty against rust and corrosion (posts, traverses and shelf plates).
- Available in 1 color – Brushed Graphite (580).

Item No. \_\_\_\_\_  
 Quantity \_\_\_\_\_  
 AIA File / Spec No. \_\_\_\_\_  
 Job \_\_\_\_\_

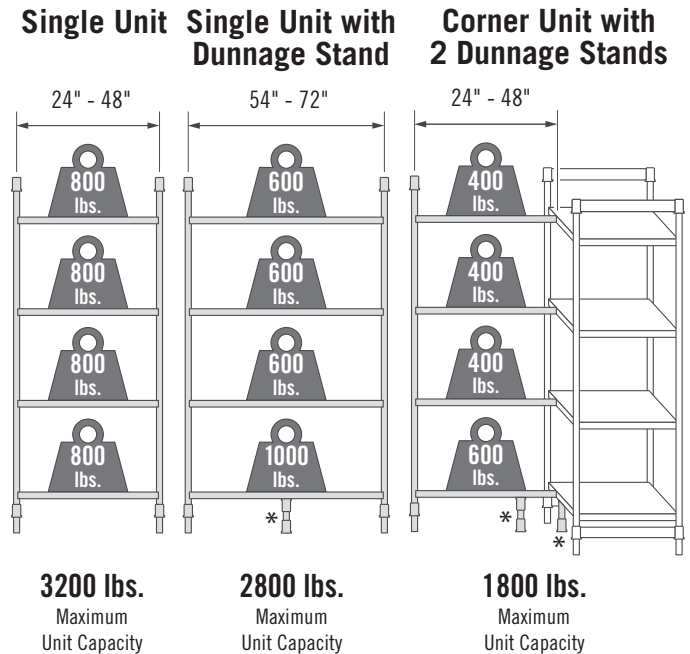


Stationary Starter Unit



Stationary Starter and Add-On Unit

## 4 Shelf Unit Weight Bearing Chart



\* Dunnage Stands add stability and increase weight bearing capacity on bottom shelf only. Add to any shelf length. Highly recommended for Starter Units 54" and longer, all Corner Units, U-Shape Units and units specified for heavier loads.

### Approvals



Post Connectors, Corner Connectors, Seismic Foot, Wall Fastener, Identification Tags, Single Shelf Security Cage, Tray Slide Rack, and Shelf Divider Bars are not NSF listed.



# Camshelving® Elements Series

## Stationary Starter & Add-On Units 4 or 5 Vented Shelves

Item No. \_\_\_\_\_

Quantity \_\_\_\_\_

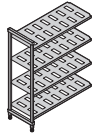
AIA File / Spec No. \_\_\_\_\_

Job \_\_\_\_\_

**84"**  
HEIGHT

### V4 4-Shelf Vented Units

Starter                      Add-On



**18"**  
DEPTH

LENGTH	CODE
24"	ESU182484V4
30"	ESU183084V4
36"	ESU183684V4
42"	ESU184284V4
48"	ESU184884V4
54"	ESU185484V4
60"	ESU186084V4
72"	ESU187284V4

LENGTH	CODE
22"	EA182484V4
28"	EA183084V4
34"	EA183684V4
40"	EA184284V4
46"	EA184884V4
52"	EA185484V4
58"	EA186084V4
70"	EA187284V4

**21"**  
DEPTH

24"	ESU212484V4
30"	ESU213084V4
36"	ESU213684V4
42"	ESU214284V4
48"	ESU214884V4
54"	ESU215484V4
60"	ESU216084V4
72"	ESU217284V4

22"	EA212484V4
28"	EA213084V4
34"	EA213684V4
40"	EA214284V4
46"	EA214884V4
52"	EA215484V4
58"	EA216084V4
70"	EA217284V4

**24"**  
DEPTH

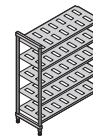
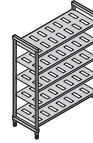
24"	ESU242484V4
30"	ESU243084V4
36"	ESU243684V4
42"	ESU244284V4
48"	ESU244884V4
54"	ESU245484V4
60"	ESU246084V4
72"	ESU247284V4

22"	EA242484V4
28"	EA243084V4
34"	EA243684V4
40"	EA244284V4
46"	EA244884V4
52"	EA245484V4
58"	EA246084V4
70"	EA247284V4

Color: Brushed Graphite (580).

### V5 5-Shelf Vented Units

Starter                      Add-On



LENGTH	CODE
24"	ESU182484V5
30"	ESU183084V5
36"	ESU183684V5
42"	ESU184284V5
48"	ESU184884V5
54"	ESU185484V5
60"	ESU186084V5
72"	ESU187284V5

LENGTH	CODE
22"	EA182484V5
28"	EA183084V5
34"	EA183684V5
40"	EA184284V5
46"	EA184884V5
52"	EA185484V5
58"	EA186084V5
70"	EA187284V5

24"	ESU212484V5
30"	ESU213084V5
36"	ESU213684V5
42"	ESU214284V5
48"	ESU214884V5
54"	ESU215484V5
60"	ESU216084V5
72"	ESU217284V5

22"	EA212484V5
28"	EA213084V5
34"	EA213684V5
40"	EA214284V5
46"	EA214884V5
52"	EA215484V5
58"	EA216084V5
70"	EA217284V5

24"	ESU242484V5
30"	ESU243084V5
36"	ESU243684V5
42"	ESU244284V5
48"	ESU244884V5
54"	ESU245484V5
60"	ESU246084V5
72"	ESU247284V5

22"	EA242484V5
28"	EA243084V5
34"	EA243684V5
40"	EA244284V5
46"	EA244884V5
52"	EA245484V5
58"	EA246084V5
70"	EA247284V5

### Optional Accessories

- Corner Connector Sets
- Bottom Shelf Dunnage Stands (Low or Tall)
- Shelf Identification Tags
- Wall Fastener
- Seismic Foot
- Shelf Divider Panel
- Shelf Divider Bars (Straight or Angled)
- Tray Sliding Rack
- Single Shelf Security Cage
- Shelf Traverses (Single or Double)
- Drying and Storage Cradles

### Architect Specs

Posts and Traverses: Proprietary non-corrosive composite material.  
 Post Connectors: Reinforced nylon.  
 Shelf Plates: Reinforced polypropylene with Camguard® antimicrobial.  
 Corner Connectors: Reinforced nylon.  
 Adjustable Foot: Reinforced nylon.  
 Traverse Dovetails: Reinforced nylon.  
 Post Connector Wedges: Reinforced polypropylene.

### Approvals



Post Connectors, Corner Connectors, Seismic Foot, Wall Fastener, Identification Tags, Single Shelf Security Cage, Tray Slide Rack, and Shelf Divider Bars are not NSF listed.